

MSD02065G1

650V Silicon Carbide Schottky Diode

Features

- 650-Volt Schottky Rectifier
- Shorter recovery time
- High-speed switching possible
- High-Frequency Operation
- Temperature-Independent Switching Behavior
- Extremely Fast Switching
- Positive Temperature Coefficient on VF


Benefits

- Higher safety margin against overvoltage
- Improved efficiency all load conditions
- Increased efficiency compared to Silicon Diode alternatives
- Reduction of Heat Sink Requirements
- Parallel Devices Without Thermal Runaway
- Essentially No Switching Losses

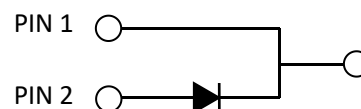
Applications

- Switch Mode Power Supplies
- Power Factor Correction
- Motor Drives
- HID Lighting

Package



Type : TO-252(D-PAK)



Absolute Maximum Ratings

 $T_c = 25^\circ\text{C}$ unless otherwise noted

Symbol	Parameter	MSD02065G1	Units
VRRM	Repetitive Peak Reverse Voltage	650	V
VRSM	Surge Peak Reverse Voltage	650	V
V _{DC}	DC Blocking Voltage	650	V
I _F	Continuous Forward Current @T _c =150°C	2.1	A
I _{FRM}	Repetitive Peak Forward Surge Current @T _c =25°C t _p = 10 ms, Half Sine Wave	14	A
I _{FSM}	Non-Repetitive Peak Forward Surge Current @T _c =25°C t _p = 10 ms, Half Sine Wave	16	A
I _{FMax}	Non-Repetitive Peak Forward Surge Current @T _c =25°C, t _p = 10 us, pulse	80	A
P _{tot}	Power Dissipation @T _c =25°C @T _c =110°C	46 20	W
T _J , T _{stg}	Operating Junction and Storage Temperature	-55 to +175	°C

Package Marking

Part Number	Top Marking	Package	Packing Method	MOQ	QTY
MSD02065G1	MSD02065G1	D-Pak	Tape & Reel	5000	25000

Electrical Characteristics

$T_C = 25^\circ\text{C}$ unless otherwise noted

Symbol	Test Conditions	Test Conditions	Min	Typ	Max	Unit
VF	Forward Voltage	IF=2 A, TC=25° C IF= 2 A, TC=175° C	-	1.4 1.8	1.8 2.0	V
IR	Reverse Current	VR=650V, TC=25° C VR=650V, TC=175° C	-	2 12	20 100	μA
QC	Total Capacitive Charge	VR =400V, TJ = 25° C $Q_C = \int_0^{V_r} C(V) dv$	-	4.8	-	nC
C	Total Capacitance	VR =0V, TJ = 25° C, f=1MHz VR =200V, TJ = 25° C, f=1MHz VR =400V, TJ = 25° C, f=1MHz	-	93 9.5 8.3	-	pF
EC	Capacitance Stored Energy	VR=400V	-	1.2	-	μJ

Thermal Characteristics

Symbol	Parameter	Typ	Unit
$R_{\theta JC}$	Thermal Resistance from Junction to Case	3.22	°C/W

Typical Characteristics

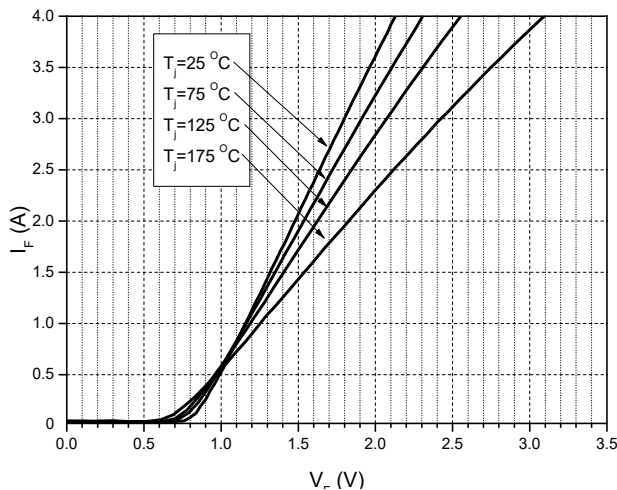


Figure 1. Forward Characteristics

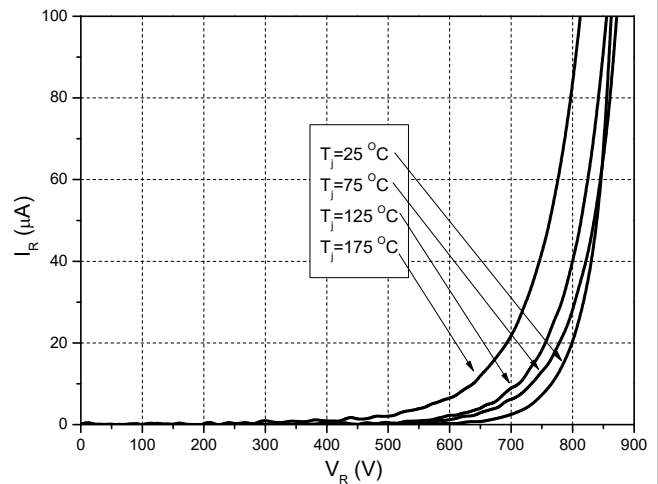


Figure 2. Reverse Characteristics

Typical Characteristics

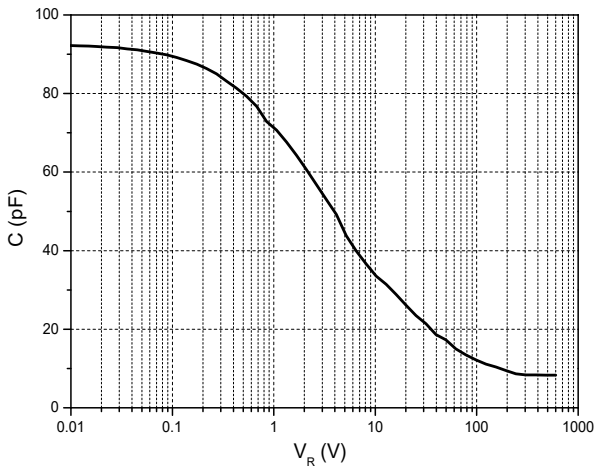


Figure 3. Capacitance vs. Reverse Voltage

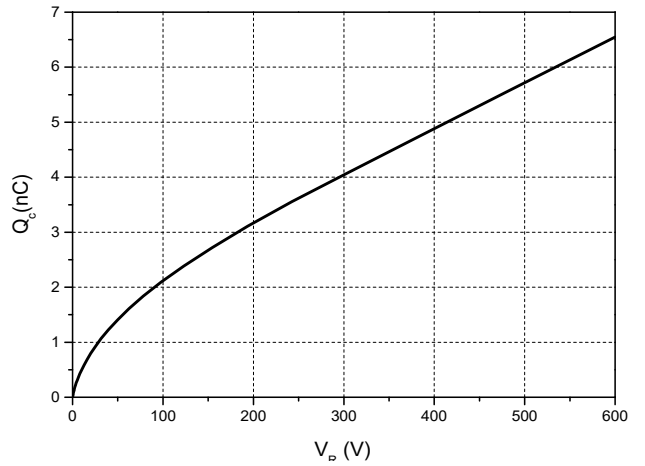


Figure 4. Total Capacitance Charge vs. Reverse Voltage

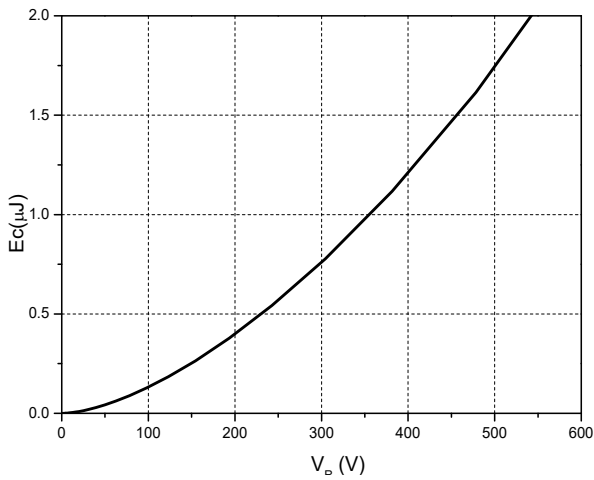


Figure 5. Capacitance Stored Energy

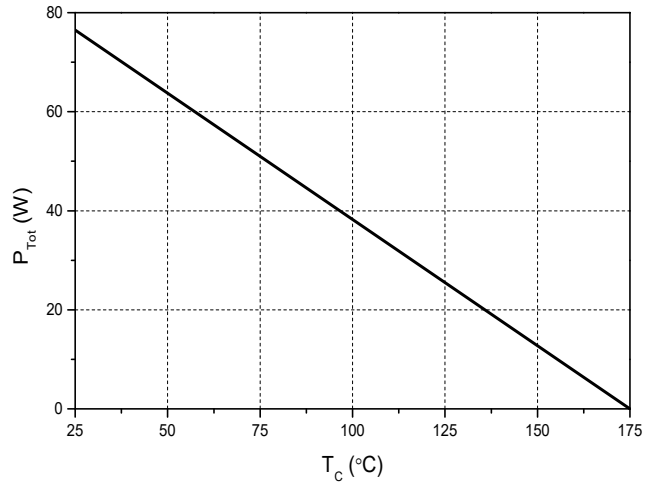


Figure 6. Power Derating

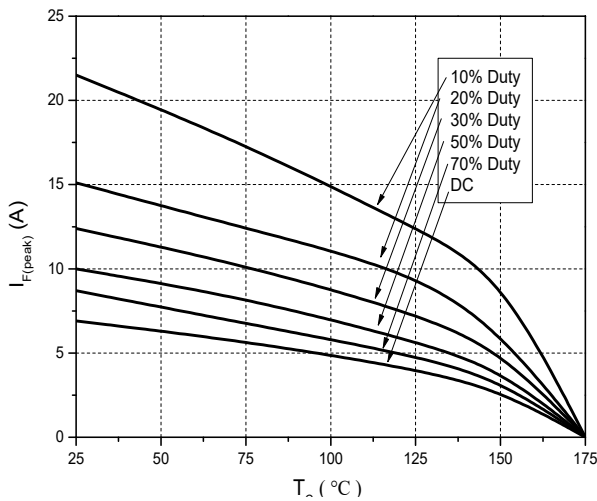


Figure 7. Current Derating

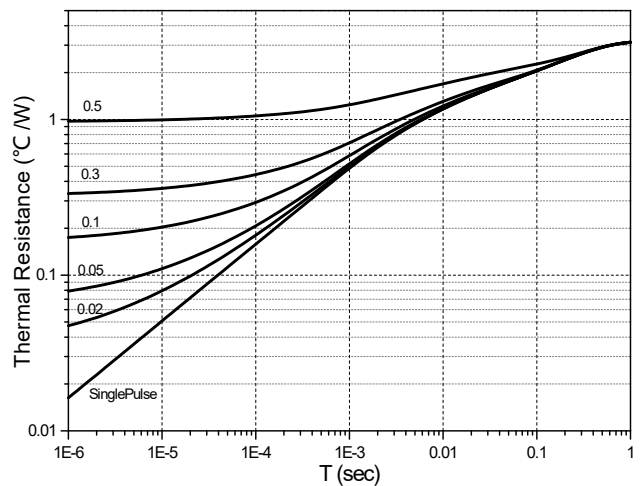
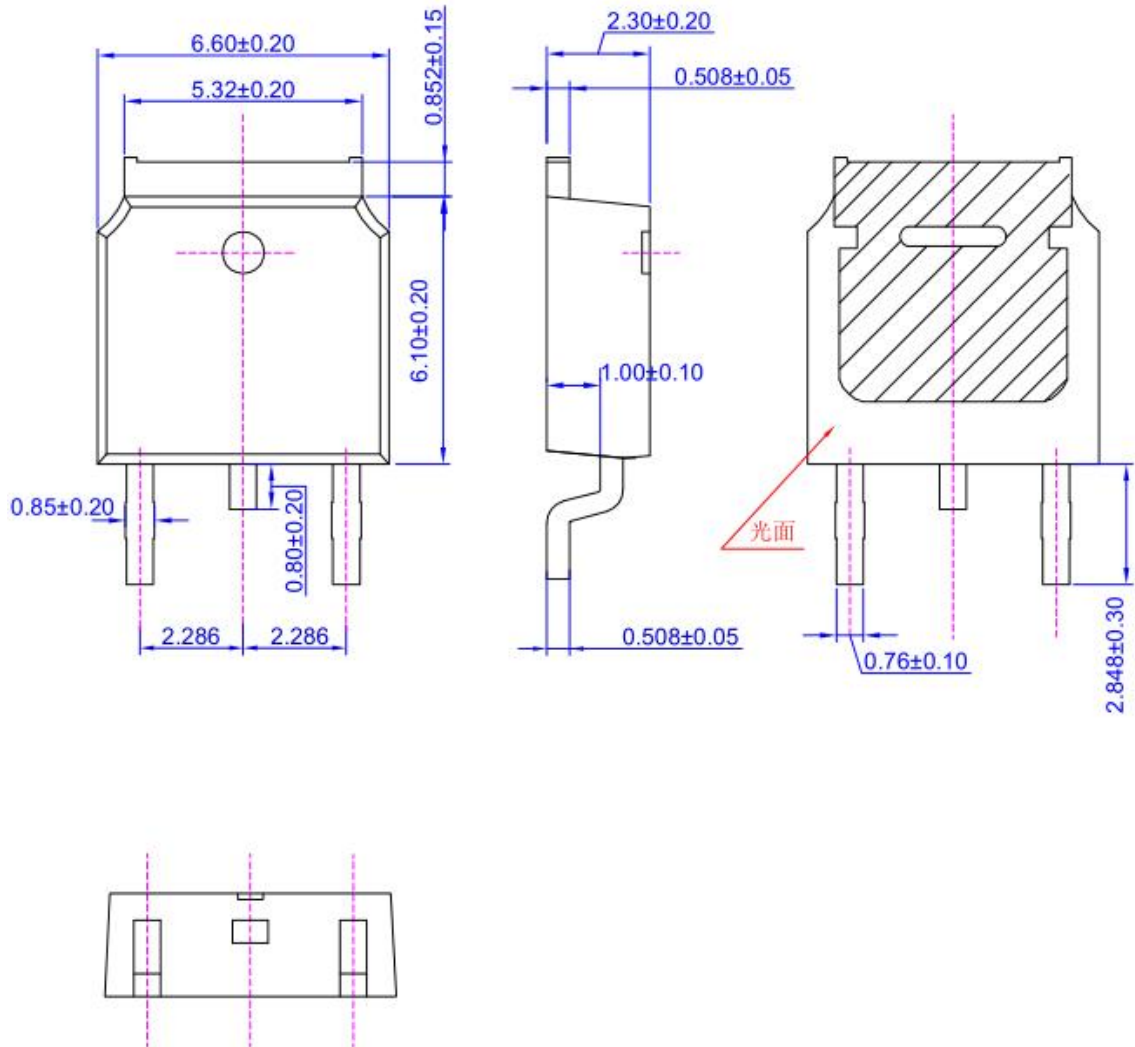


Figure 8. Transient Thermal Impedance

TO-252 OUTLINE



NOTE:

- 1The plastic package is not marked as smooth surface $Ra=0.1$; Subglossy surface $Ra=0.8$
- 2.Undeclared tolerance ± 0.25 , Unmarked fillet $R_{max}=0.25$

Disclaimer

The content specified herein is for the purpose of introducing Msemitek's products (here in after "Products"). The information given in this document shall in no event be regarded as a guarantee of conditions or characteristics. Examples of application circuits, circuit constants and any other information contained herein illustrate the standard usage and operations of the Products. The peripheral conditions must be taken into account when designing circuits for mass production.

Msemitek does not assume any liability for infringement of patents, copyrights, or other intellectual property rights of third parties by or arising from the use of the Products or technical information described in this document.

The products are not designed or manufactured to be used with any equipment, device or system which requires an extremely high level of reliability the failure or malfunction of which may result in a direct threat to human life or create a risk of human injury (such as a medical instrument, transportation equipment, aerospace machinery, nuclear-reactor controller, fuel-controller or other safety device). Msemitek shall bear no responsibility in any way for use of any of the Products for the above special purposes.

Although, Msemitek endeavors to improve the quality and reliability of it's products, semiconductor products have specific characteristics such as the occurrence of failure at a certain rate and malfunctions under certain use conditions. Please be sure to implement safety measures to guard them against the possibility of physical injury, and injury or damage caused by fire in the event of the failure of a Msemitek's product.

The content specified herein is subject to change for improvement without notice. When using a Msemitek's product, be sure to obtain the latest specifications.